




HOW TO PREPARE A SAMPLE TO MEASURE AW VALUE WITH A NOVASINA AW-METER?




LEAVE APPLIANCE ON

DAY & NIGHT

**PRODUCT MUST BE STABLE
AT ROOM TEMPERATURE**

LET IT COOL DOWN OR
WARM UP




**BRIEFLY BLEND COMPOUND
PRODUCTS**

IT ENSURES HOMOGENEITY

**BREAK LARGE PRODUCTS
INTO PIECES**

IT MAKES MEASUREMENT
EASIER



**FILL THE CUP TO ABOUT
 $\frac{3}{4}$ FULL**

DO NOT GO OVER THE LIMIT
LINE!

**OPEN THE VALVE, PLACE
THE CUP IN IT & CLOSE IT**

PRESS 'START'



**WHEN THE MEASUREMENT
IS FINISHED, REMOVE THE
SAMPLE**

THE DEVICE BEEPS